






# Carrier Grade Updates for Dell PowerEdge R720 and R620 Systems

## Important Information

 **WARNING:** The intra-building port(s) of the equipment or subassembly is suitable for connection to intra-building or unexposed wiring or cabling only. The intra-building port(s) of the equipment or subassembly must not be metallically connected to interfaces that connect to the Outside Plant (OSP) or its wiring. These interfaces are designed for use as intra-building interfaces only (Type 2 or Type 4 ports as described in GR-1089-CORE, Issue 5) and require isolation from the exposed OSP cabling. The addition of Primary Protectors do not provide sufficient protection to connect these interfaces metallically to the OSP wiring.

 **WARNING:** The intra-building port(s) of the equipment or subassembly must have shielded intra-building cabling or wiring that is grounded at both ends.

- Network equipment — Includes standard PCIe based Network Interface Card (NIC) and Fibre Channel (FC) devices.
- Bonding network — Equipment is suitable for Common Bonding Networks (CBNs).
- Suitable installation location — Equipment is suitable for installation in Network Telecommunications Facilities (NTF), and locations where the National Electrical Code (NEC) is applicable.
- DC bonding — Equipment is suitable for DC common bonding installations.
- Fan filter — The filter material in the filter bezel is a 0.25 inch thick, 25 PPI foam, and has an ASHRAE dust by weight arrestance of 66%. The filter must be replaced on a quarterly basis.

 **NOTE:** You can order a service kit containing four replacement filters by contacting Dell Support.

## DC Power Supply Earthing Guidelines



**WARNING: Systems using -(48-60) V DC power supplies may have a connection between the earthed conductor of the DC power supply circuit and the earthing conductor.**

- The system must be connected directly:
  - to the DC power supply system earthing electrode conductor or,
  - to a bonding jumper from an earthing terminal bar or bus to which the DC power supply system earthing electrode conductor is connected.
- The system must be located in the same immediate area (for example, adjacent cabinets) as any other equipment that has a connection between the earthed conductor of the same DC power supply circuit and the earthing conductor, and the point of earthing of the DC system. The DC system must not be earthed elsewhere.
- The DC source must be located within the same premises as the equipment.
- Switching or disconnecting devices must not be in the earthed circuit conductor between the DC source and the point of the connection of the earthing electrode conductor.

## Fan Installation

A qualified technician should be able to hot-swap a fan in 15 minutes or less.